

TWN4 PALON COMPACT WALL

USER MANUAL





TABLE OF CONTENTS

1	INTRODUCTION.....	3
1.1	ABOUT THIS MANUAL	3
1.2	SCOPE OF DELIVERY.....	3
1.2.1	COMPONENTS AND ACCESSORIES	3
1.2.2	SOFTWARE	3
1.3	ELATEC SUPPORT.....	3
1.4	REVISION HISTORY	3
2	INTENDED USE	4
3	SAFETY INFORMATION	5
4	TECHNICAL DATA	7
5	MODE OF OPERATION	8
5.1	OPERATING MODE	8
5.2	POWER UP	8
5.3	ENUMERATION	8
5.4	INITIALIZATION.....	8
5.5	NORMAL OPERATION	8
5.6	DETECTION OF A TRANSPONDER	8
5.7	SUSPEND MODE.....	9
6	COMPLIANCE STATEMENTS	10
6.1	EU	10
6.2	FCC.....	10
6.3	IC	10
6.4	RF EXPOSURE COMPLIANCE	11
6.5	UNITED KINGDOM	11
6.6	FURTHER STATEMENTS.....	11
6.6.1	BRAZIL	11
6.6.2	MEXICO.....	11
6.6.3	TAIWAN (ROC)	11
6.6.4	THAILAND	12
	APPENDIX	13
	A – TERMS AND ABBREVIATIONS.....	13
	B – RELEVANT DOCUMENTATION	13

1 INTRODUCTION

1.1 ABOUT THIS MANUAL

This user manual is intended for the user and enables a safe and appropriate handling of the product. It gives a general overview, as well as important technical data and safety information about the product. Before using the product, the user should read and understand the content of this user manual.

For the sake of better understanding and readability, this user manual might contain exemplary pictures, drawings and other illustrations. Depending on your product configuration, these pictures might differ from the actual design of your product.

The original version of this user manual has been written in English. Wherever the user manual is available in another language, it is considered as a translation of the original document for information purposes only. In case of discrepancy, the original version in English will prevail.

1.2 SCOPE OF DELIVERY

1.2.1 COMPONENTS AND ACCESSORIES

Depending on your product configuration, the product can be delivered alone or with different components and accessories, such as cables or wall holders, as part of a kit. For more information about the delivered components and accessories, refer to your delivery note, consult the ELATEC website or contact ELATEC.

1.2.2 SOFTWARE

The product is delivered ex-works with a specific software version (firmware). Refer to the label attached to the product to find the software version installed ex-works.

1.3 ELATEC SUPPORT

In case of any technical questions, refer to the ELATEC website (www.elatec.com) or contact ELATEC technical support at **support-rfid@elatec.com**

In case of questions regarding your product order, contact your Sales representative or ELATEC customer service at **info-rfid@elatec.com**

1.4 REVISION HISTORY

VERSION	CHANGE DESCRIPTION	EDITION
02	Chapters "Introduction", "Intended Use", "Safety Information", "Mode of Operation" and "Compliance Statements" updated	02/2022
01	First edition	08/2021

2 INTENDED USE

TWN4 Palon Compact Wall is a versatile in-wall mount reader for integration into wall flush mount installation boxes. It supports enhanced interfaces, especially RS-485, and inherits all advantages and integrated tool support of the ELATEC TWN4 family. The IP54 protected housing is easy to install. The standard electric frame design elements make a unique look and feel.

The product is for indoor use and may not be used outdoor.

Any use other than the intended use described in this section, as well as any failure to comply with the safety information given in this document, is considered improper use. ELATEC excludes any liability in case of improper use or faulty product installation.

3 SAFETY INFORMATION

Unpacking and installation

- The product contains sensitive electronic components that require particular attention when unpacking and handling the product.
Unpack the product carefully and do not touch any sensitive components on the printed circuit board.
In case the product is equipped with a cable, do not twist or pull the cable.
- The product is an electronic product whose installation requires specific skills and expertise.
The installation of the product should be done by a trained and qualified personnel only.
Do not install the product by yourself.

Handling

- Depending on your product configuration, the product might be equipped with one or more light-emitting diodes (LED).
Avoid direct eye contact with the blinking or steady light of the light-emitting diodes.
- The product has been designed for a use under specific conditions (refer to the product data sheet).
Any use of the product under different conditions might damage the product or alter its reading performance.
- The use of other RFID readers or reader modules in direct vicinity to the product, or in combination with the product might damage the product or alter its reading performance. In case of doubts, contact ELATEC for more information.
- The user is liable for the use of spare parts or accessories other than the ones sold or recommended by ELATEC.
ELATEC excludes any liability for damages or injuries resulting from the use of spare parts or accessories other than the ones sold or recommended by ELATEC.
- Like most electronic devices, RFID systems generate electromagnetic waves that can vary in amplitude and frequency. It is generally known and accepted that some RFID devices might potentially interfere with personal medical devices, like pacemakers or hearing aids.
Users with a pacemaker or any other medical device should use TWN4 Palon Compact Wall carefully and refer to the information given by the manufacturer of their medical devices before using TWN4 Palon Compact Wall.

Maintenance and cleaning

- Any repair or maintenance work should be done by a trained and qualified personnel only.
Do not try to repair or carry out any maintenance work on the product by yourself.
Do not allow any repair or maintenance work on the product by an unqualified or unauthorized third party.
- The product does not need any special cleaning. However, the housing may be carefully cleaned up with a soft, dry cloth and a non-aggressive or non-halogenated cleaning agent on the outer surface only.
Make sure that the used cloth and cleaning agent do not damage the product or its components (e.g. label(s)).

Disposal

- The product must be disposed of in accordance with the EU directive on waste electrical and electronic equipment (WEEE) or any applicable local regulations.

Product modifications

- The product has been designed, manufactured and certified as defined by ELATEC.
Any product modification without prior written approval from ELATEC is prohibited and considered improper use of the product. Unauthorized product modifications may also result in the loss of product certifications.

If you are unsure about any part of the safety information above, contact ELATEC support.

Any failure to comply with the safety information given in this document is considered improper use. ELATEC excludes any liability in case of improper use or faulty product installation.

4 TECHNICAL DATA

Power supply


9.0 V - 30 V via connector X1; 4.3 V - 5.5 V via micro USB

Current consumption

Operating: typ. 160 mA @12 V; Idle: typ. 50 mA @12 V; Peak typ. 250 mA @12 V

Antennas

The reader is equipped with the following antennas:



PCB contained in TWN4 Palon Compact Wall

HF antenna (13.56 MHz)

Dimensions: 39 x 42.5 mm / 1.54 x 1,67 inch
Number of turns: 3

LF antenna (125 kHz)

Dimensions: 27 x 27.5 mm / 1.06 x 1.08 inch
Number of turns: 179

BLE (2.4 GHz)

The antenna for the BLE module is integrated in the BLE chip.

For more information, refer to the related product data sheet or other technical documents.

5 MODE OF OPERATION

The mode of operation described in the following chapter is based on a standard ELATEC RFID reader equipped with two LEDs. Depending on your product (number of LEDs, installed firmware, etc.) and in case the product settings have been modified with the AppBlaster tool, the information below might differ from your product configuration when in operation. In particular, the color and sequence of the LEDs on your product might be different.

5.1 OPERATING MODE

In order to start operating TWN4 Palon Compact Wall, it simply has to be connected directly to a host device.

5.2 POWER UP

In case of an external power supply unit is used, the following requirements must be satisfied:

- Limited power source according to the safety standards listed in the respective declaration(s) of conformity
- Short-circuit current < 8 A

Once TWN4 Palon Compact Wall is connected to the host device, it detects the type of communications cable (e.g. USB or RS-232), with which it is connected to the host.

In case of RS-232: Additionally, the RS-232 is sending a version string via RS-232 to the host device.

5.3 ENUMERATION

This is only applicable for the USB version: Once the device has been powered up, it is waiting for completion of the enumeration by the USB host. As long as the device is not enumerated, it is entering a minimum power consumption mode, where both LEDs are turned off.

5.4 INITIALIZATION

After powering up and enumeration (in USB mode), the device is turning on the built-in transponder reader logic. The green LED is turned on permanently. Some RFID readers need some kind of initialization, which is performed in this step. After successful initialization, the device sounds a short sequence, which consists of a lower tone followed by a higher tone.

5.5 NORMAL OPERATION

As soon as the reader has completed the initialization, it is entering normal operation. During normal operation, the reader is searching for a transponder continuously.

5.6 DETECTION OF A TRANSPONDER

If a transponder is detected by the reader, following actions are performed:

- Send the ID to the host. By default, the USB device sends by emulating keystrokes of a keyboard. An RS-232 device sends the ASCII code of an ID.
- Sound a beep.
- Turn off the green LED.
- Blink the red LED for two seconds.
- Turn on the green LED.

Within the two seconds timeout, where the red LED is blinking, the transponder, which just has been recognized will not be accepted again. This prevents the reader from sending identical IDs more than one time to the host. If during the two seconds timeout of the red LED a different transponder is detected, the complete sequence restarts immediately.

5.7 SUSPEND MODE

The USB version of the reader supports the USB suspend mode. If the USB host is signaling suspend via the USB bus, the reader is turning off most of its power consuming peripherals. During this operation mode, no detection of transponders is possible and all LEDs are turned off. Once the host is resuming to normal operation mode, this is also signaled via the USB bus. Therefore, the reader will resume to normal operation too.

6 COMPLIANCE STATEMENTS

6.1 EU

TWN4 Palon Compact Wall is in compliance with the EU directives and regulations as listed in the respective declaration of conformity.

6.2 FCC

This device complies with Part 15 of the FCC Rules. Operation is subject to the following two conditions:

- (1) this device may not cause harmful interference, and
- (2) this device must accept any interference received, including interference that may cause undesired operation.

Caution

The Federal Communications Commission (FCC) warns the users that changes or modifications to the unit not expressly approved by the party responsible for compliance could void the user's authority to operate the equipment.

FCC §15.105 (b)

Note: This equipment has been tested and found to comply with the limits for a Class B digital device, pursuant to part 15 of the FCC Rules. These limits are designed to provide reasonable protection against harmful interference in a residential installation. This equipment generates, uses and can radiate radio frequency energy and, if not installed and used in accordance with the instructions, may cause harmful interference to radio communications. However, there is no guarantee that interference will not occur in a particular installation. If this equipment does cause harmful interference to radio or television reception, which can be determined by turning the equipment off and on, the user is encouraged to try to correct the interference by one or more of the following measures:

- Reorient or relocate the receiving antenna.
- Increase the separation between the equipment and receiver.
- Connect the equipment into an outlet on a circuit different from that to which the receiver is connected.
- Consult the dealer or an experienced radio/TV technician for help.

Contains FCC ID: WP5TWN4F10

Contains FCC ID: QOQ11

6.3 IC

This device complies with Industry Canada's license-exempt RSSs. Operation is subject to the following two conditions:

- (1) This device may not cause interference; and
- (2) This device must accept any interference, including interference that may cause undesired operation of the device.

Le présent appareil est conforme aux CNR d'Industrie Canada applicables aux appareils radio exempts de licence. L'exploitation est autorisée aux deux conditions suivantes:

- (1) l'appareil ne doit pas produire de brouillage;
- (2) l'utilisateur de l'appareil doit accepter tout brouillage radioélectrique subi, même si le brouillage est susceptible d'en compromettre le fonctionnement.

Contains IC: 7948A-TWN4F10

Contains IC: 5123A-11

6.4 RF EXPOSURE COMPLIANCE

RF exposure statement (mobile and fixed devices)

This device complies with the RF exposure requirements for mobile and fixed devices. However, the device shall be used in such a manner that the potential for human contact during normal operation is minimized.

6.5 UNITED KINGDOM

TWN4 Palon Compact Wall complies with the requirements of the UK legislations and other regulations as listed in the respective UK declaration of conformity. The importer is responsible for applying the following information to the packaging of the product:



- the importer company's details, including the company's name and a contact address in the United Kingdom.
- UKCA marking

6.6 FURTHER STATEMENTS

Should the device be certified and installed in the following countries or regions, the corresponding statements (see below) must be contained in the user manual.

6.6.1 BRAZIL

Este equipamento não tem direito à proteção contra interferência prejudicial e não pode causar interferência em sistemas devidamente autorizados.

6.6.2 MEXICO

La operación de este equipo está sujeta a las siguientes dos condiciones:

- (1) Es posible que este equipo o dispositivo no cause interferencia perjudicial y
- (2) Este equipo o dispositivo debe aceptar cualquier interferencia, incluyendo la que pueda causar su operación no deseada.

6.6.3 TAIWAN (ROC)

注意!

取得審驗證明之低功率射頻器材，非經核准，公司、商號或使用者均不得擅自變更頻率、加大功率或變更原設計之特性及功能。低功率射頻器材之使用不得影響飛航安全及干擾合法通信；經發現有干擾現象時，應立即停用，並改善至無干擾時方得繼續使用。前述合法通信，指依電信管理法規定作業之無線電通信。低功率射頻器材須忍受合法通信或工業、科學及醫療用電波輻射性電機設備之干擾。

6.6.4 THAILAND



เครื่องวิทยุคมนาคมนี้ ได้รับยกเว้น ไม่ต้องได้รับใบอนุญาตให้มี ใช้ซึ่งเครื่องวิทยุคมนาคมหรือตั้งสถานีวิทยุคมนาคมตามประกาศ กสทช. เรื่อง เครื่องวิทยุคมนาคม และสถานีวิทยุคมนาคมที่ได้รับยกเว้นไม่ต้องได้รับใบอนุญาตวิทยุคมนาคมตามพระราชบัญญัติวิทยุคมนาคม พ.ศ. 2498



nanb. | โทรคมนาคม
กำกับดูแลเพื่อประชาชน
Call Center 1200 (Inswr)

APPENDIX

A – TERMS AND ABBREVIATIONS

TERM	EXPLANATION
BLE	Bluetooth Low Energy
FCC	Federal Communications Commission
HF	high frequency
IC	Industry Canada
LED	light-emitting diode
LF	low frequency
NFC	near field communication
PCB	printed circuit board
RFID	radio frequency identification
UKCA	UK conformity assessed
WEEE	Waste of electrical and electronic equipment. Refers to Directive 2012/19/EU of the European Parliament and of the Council of the European Union

B – RELEVANT DOCUMENTATION

ELATEC documentation

- ELATEC quick start guide
- Installation Manual TWN4 Palon Compact Wall kit
- TWN4 Palon Compact Wall data sheet
- TWN4 Palon technical handbook



ELATEC

RFID Systems

ELATEC GMBH

Zeppelinstr. 1 • 82178 Puchheim • Germany
P +49 89 552 9961 0 • F +49 89 552 9961 129 • E-mail: info-rfid@elatec.com
elatec.com

Elatec reserves the right to change any information or data in this document without prior notice. Elatec declines all responsibility for the use of this product with any other specification but the one mentioned above. Any additional requirement for a specific customer application has to be validated by the customer himself at his own responsibility. Where application information is given, it is only advisory and does not form part of the specification. Disclaimer: All names used in this document are registered trademarks of their respective owners.

© 2022 ELATEC GmbH – TWN4 Palon Compact Wall user manual DocRev2 – 02/2022